

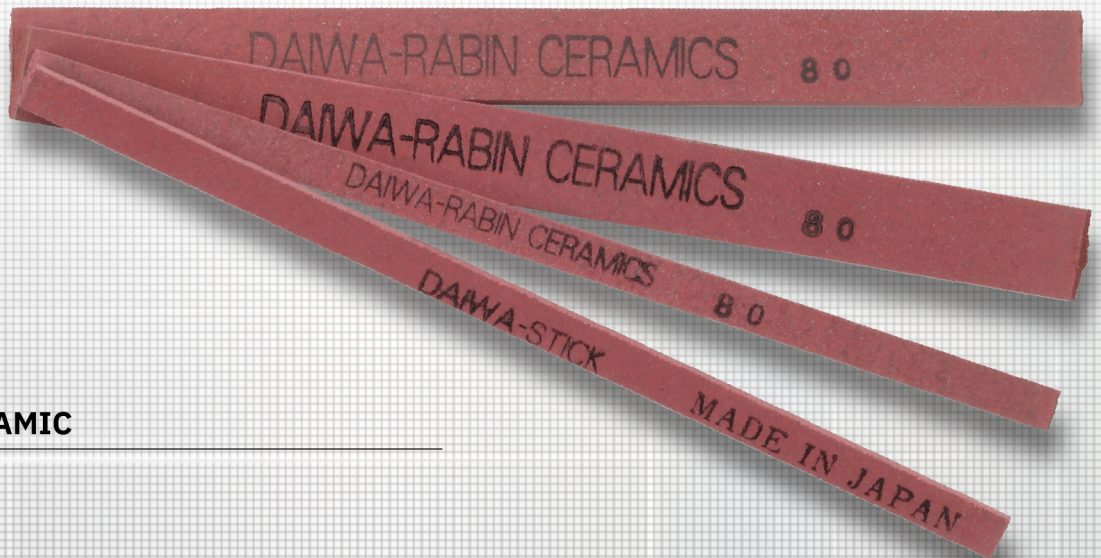
DAIWA STICK Series

NEW



DAIWA RABIN CERAMIC

Ceramic Stick
#80, #120, #220



DAIWA STICK

Daiwa Stick (RM99Z)
#60, #80, #120, #180, #220, #320



Rubber elasticity that makes a difference !

Stick polishing stone for mold polishing and finishing.

Once you have a DAIWA STICK, You will never go back to other conventional stones or abrasive papers!

An epoch-making rubber stick polishing stone for mold polishing and finishing.

DAIWA STICK easily achieves a uniform and fine finish due to the action of rubber elasticity, so it contributes to process reduction and work time reduction. In addition, it does not leave deep scratches, so you can use it at ease without redoing it.

Polished surface with conventional whetstone (#240)



● Polished surface with DAIWA RABIN CERAMIC




Work material : A5052

Exclusive tools for stick polishing stones are also available.

Professional Recipro tool AP-70TR (for 3mm-thick products)

NEW



※ You may also use the polishing stone holder for manual sharpening. (for 3mm-thick products)




Product merit

- ✓ Uniform and fine finish, without deep scratches.
- ✓ It fits curved surfaces thanks to its flexibility.
- ✓ Excellent durability.
- ✓ Can be used at ease on aluminum, which is easily scratched.
- ✓ It is a better choice than conventional whetstones and papers.

Product application

- Mold manufacturing process (finishing after machining and electrical discharge)
- Mold maintenance
- Working on difficult-to-polish areas (curved surfaces, etc.)



Product summary

Product name	Abrasive grain type	Grit	Size(mm)
Daiwa Stick (RM99Z)	WA	#60, #80, #120, #180, #220, #320	3-6-150, 3-13-150, 5-6-150, 5-13-150
Daiwa Rabin Ceramic Stick	Ceramics	#80, #120, #220	

Precautions for using the rubber grinding stone safely and correctly

Elasticity of rubber greatly differs from general elasticity. It deforms according to the load and the amount of deformation is large. It is very dangerous if used in the same manner as general grinding stones and cutting tools.

● Make sure to observe the maximum allowable rotation speed for use. ● Attach the whetstone to the grinder or other device correctly. ● Before starting work, check the external appearance of the grinding stone for cracks, ruptures or chips. Rotate it safely and slowly to see if there is any vibration or abnormality. ● Do not apply load quickly because the rubber has elasticity. ● Some sparks may be generated on the dust. Install a shielding plate or dust protection equipment and provide adequate ventilation. ● During work, wear protective equipment such as dust masks, safety glasses, protective gloves and safety shoes. ● Store the product in a well-ventilated, cool and dark place. Avoiding direct sunlight, ultraviolet rays, radioactive rays, ozone, high temperature and high humidity. ● When subdividing grinding stones, show the maximum allowable rotation speed and hand over the safety instructions so that the worker fully understands it before use.

※ The color of the product on this leaflet may slightly differ from the actual ones. Design, specification, appearance etc. of the product may be changed without prior announcement.

Please feel free to contact us for any further question.

Daiwa Rabin Co.,Ltd.

Phone 81-(0)48-936-8684

2-1-8 Inari, Soka City, Saitama, 340-0003 Japan

+81-48-936-8655

sales_1@daiwa-rabin.co.jp

https://www.daiwa-rabin.co.jp



Daiwa Rabin

Search